

CRISTAL 9

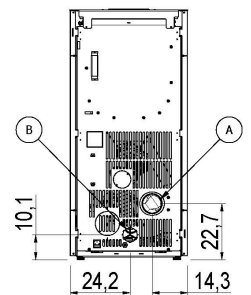
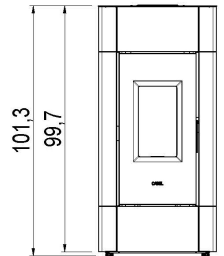
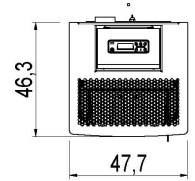
PELLET AIR - Pellet stoves

CADEL

Certificate model name : CRISTAL 9 T1



Nominal power	kW	8,5
Reduced power	kW	2,5
Introduced thermal power (max)	kW	9,5
Nominal water useful power	kW	-
Reduced water useful power	kW	-
Nominal efficiency	%	89
Reduced efficiency	%	90
Heating volume (min-max)	m ³	70 - 238
Nominal CO at 13% O ₂	%	0,013
Reduced CO at 13% O ₂	%	0,024
Emissions CO (13% O ₂) (min-max)	mg/Nm ³	297 - 160
Emissions OGC (13% O ₂) (min-max)	mg/Nm ³	5 - 3
Emissions NOX (13% O ₂) (min-max)	mg/Nm ³	120 - 130
Dust content at 13% O ₂ (min-max)	mg/Nm ³	20 - 15
Boiler capacity (H ₂ O)	l	-
Hopper capacity	kg	17
Combustible		Pellet ø6
Hourly consumption (min-max)	kg/h	0,6 - 2,0
Autonomy (min-max)	h	8 - 28
Ignition electrical absorption (max)	W	340
Operating electrical absorption (max)	W	96
Supply and frequency	V - Hz	230 - 50
Chimney flue depression	Pa	10
Exhaust diameter	mm	80
Combustion air inlet diameter	mm	50
Mass of smoke (min-max)	g/sec	3,1 - 6,0
Exhaust fumes temperature (max)	°C	196
Net weight	kg	70
Gross weight	kg	80
Exhaust fumes	see	A
Hole combustion air inlet	see	B
Ducting outlet	see	-
Ducting capability up to	m	-



MATCH

7022049		Anthracite steel	EAN 8053859015161
7022047		White steel	EAN 8053859015147
7022048		Red steel	EAN 8053859015154

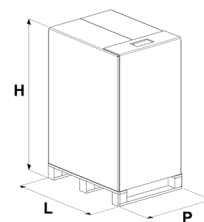
OPTIONAL :

5022001	Upper exhaust kit	EAN 8053859015536
5022003	Upper + concentric exhaust kit	EAN 8053859015550

PLUS

	Cast iron burning pot		Sealed chamber		Daily weekly programming
	Integrated Wi - Fi		Connection to the room thermostat		Comfort mode
	Back exhaust		Bluetooth		Cast iron door
	Shield		Concentric flue kit (optional)		Upper exhaust (optional)

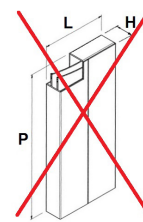
STOVE PACKING



L (cm)	H (cm)	P (cm)
80	114,3	60

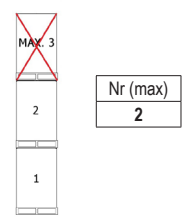
VOLUME (m ³)	0,55
--------------------------	------

LINING PACKING



L (cm)	H (cm)	P (cm)

STOCKING



TRANSPORT

