

# SINTRA

## EcoDesign

# PANADERO

### MEASURES

DIMENSIONS H x W x D	800x810x574 mm
GROSS/NET WEIGHT	128/118 kg
FIREWOOD ENTRANCE	305x325 mm
SMOKE FLUE	Ø 150-153 mm Top

### CHARACTERISTICS

CAST IRON GRILL AND DOOR	
NOMINAL HEAT OUTPUT	7 KW
EFFICIENCY	75 %
CO EMISSIONS	0,10 %
HEAT RESISTANT PAINT	800°C
CERAMIC GLASS HEAT RESISTANCE	750°C

EAN 8426964186154  
REF. PANADERO 18615

### PRODUCT PLUS

#### ECODESIGN



WOOD LOG STORAGE



WOOD LOGS UP TO 60 CM



210  
m<sup>3</sup>

HEATING VOLUME



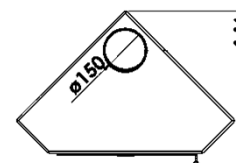
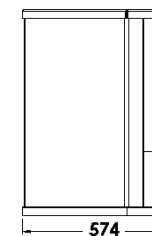
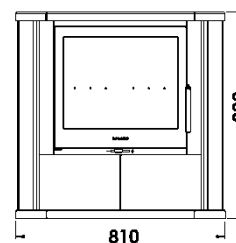
CLEAN GLASS SYSTEM



TRIPLE COMBUSTION



DOUBLE STEEL BODY  
SHEET 4 + 4 MM



**BImSchV2**

**Art. 15a B-VG**



SINTRA EN