

Controllers


USER MANUAL

EU L-5

EN



WWW.TECHSTEROWNIKI.PL



EU Declaration of conformity

Hereby, we declare under our sole responsibility that **EU L-5** manufactured by TECH, headquartered in Wieprz, Biała Droga 31, 34-122 Wieprz, is compliant with:

- Directive 2014/35/EU of the European Parliament and of the Council of February 26, 2014 on the harmonisation of the laws of Member States relating to **the making available on the market of electrical equipment designed for use within certain voltage limits (EU Journal of Laws L 96, of 29.03.2014, p. 357)**,
- Directive 2014/30/EU of the European Parliament and of the Council of February 26, 2014 on the harmonisation of the laws of Member States relating to **electromagnetic compatibility** (EU Journal of Laws L 96 of 29.03.2014, p.79),
- Directive **2009/125/EC** establishing a framework for the setting of ecodesign requirements for energy-related products,
- the regulation by the Ministry of Economy of May 8, 2013 concerning the essential requirements as regards *the restriction of the use of certain hazardous substances in electrical and electronic equipment*, implementing provisions of **RoHS directive 2011/65/EU**.

For compliance assessment, harmonized standards were used:

PN-EN 60730-2-9:2011, PN-EN 60730-1:2012.


PAWEŁ JURA


JANUSZ MASTER

WŁAŚCICIELE TECH SPÓŁKA Z OGRANICZONĄ ODPOWIEDZIALNOŚCIĄ, SP. K.

Wieprz, 07. 07. 2016

V. Safety

Before using the device for the first time the user should read the following regulations carefully. Not obeying the rules included in this manual may lead to personal injuries or controller damage. The user's manual should be stored in a safe place for further reference. In order to avoid accidents and errors it should be ensured that every person using the device has familiarized themselves with the principle of operation as well as security functions of the controller. If the device is to be sold or put in a different place, make sure that the user's manual is there with the device so that any potential user has access to essential information about the device.

The manufacturer does not accept responsibility for any injuries or damage resulting from negligence; therefore, users are obliged to take the necessary safety measures listed in this manual to protect their lives and property.



WARNING

- **High voltage!** Make sure the regulator is disconnected from the mains before performing any activities involving the power supply (plugging cables, installing the device etc.)
- The device should be installed by a qualified electrician.
- Before starting the controller, the user should measure earthing resistance of the electric motors as well as the insulation resistance of the cables.
- The regulator should not be operated by children.



WARNING

- The device may be damaged if struck by a lightning. Make sure the plug is disconnected from the power supply during storm.
- Any use other than specified by the manufacturer is forbidden.
- Before and during the heating season, the controller should be checked for condition of its cables. The user should also check if the controller is properly mounted and clean it if dusty or dirty.

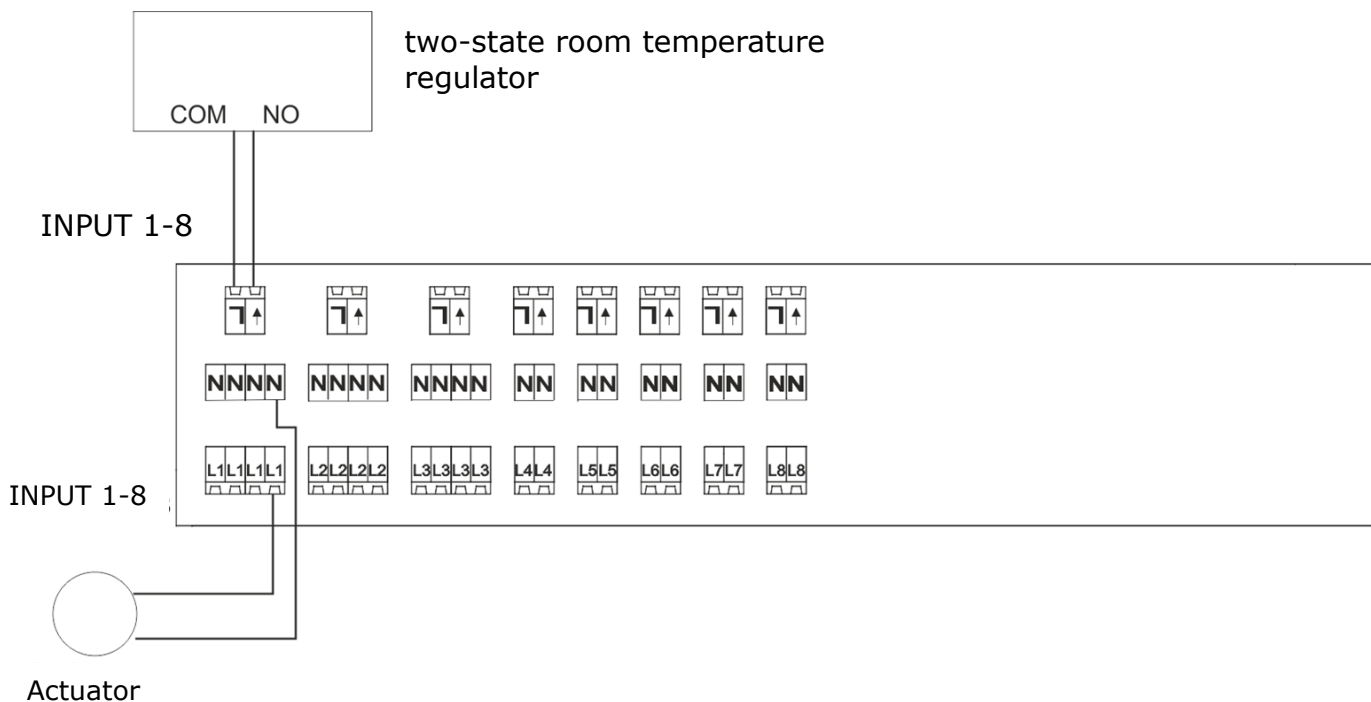


We are committed to protecting the environment. Manufacturing electronic devices imposes an obligation of providing for environmentally safe disposal of used electronic components and devices. Hence, we have been entered into a register kept by the Inspection For Environmental Protection. The crossed-out bin symbol on a product means that the product may not be disposed of to household waste containers. Recycling of wastes helps to protect the environment. The user is obliged to transfer their used equipment to a collection point where all electric and electronic components will be recycled.

Description

EU L-5 regulator is intended for controlling thermostatic actuators on the basis of the signal sent by the room temperature regulators.

The controller can manage up to 22 thermostatic actuators via 8 two-state room temperature regulators.

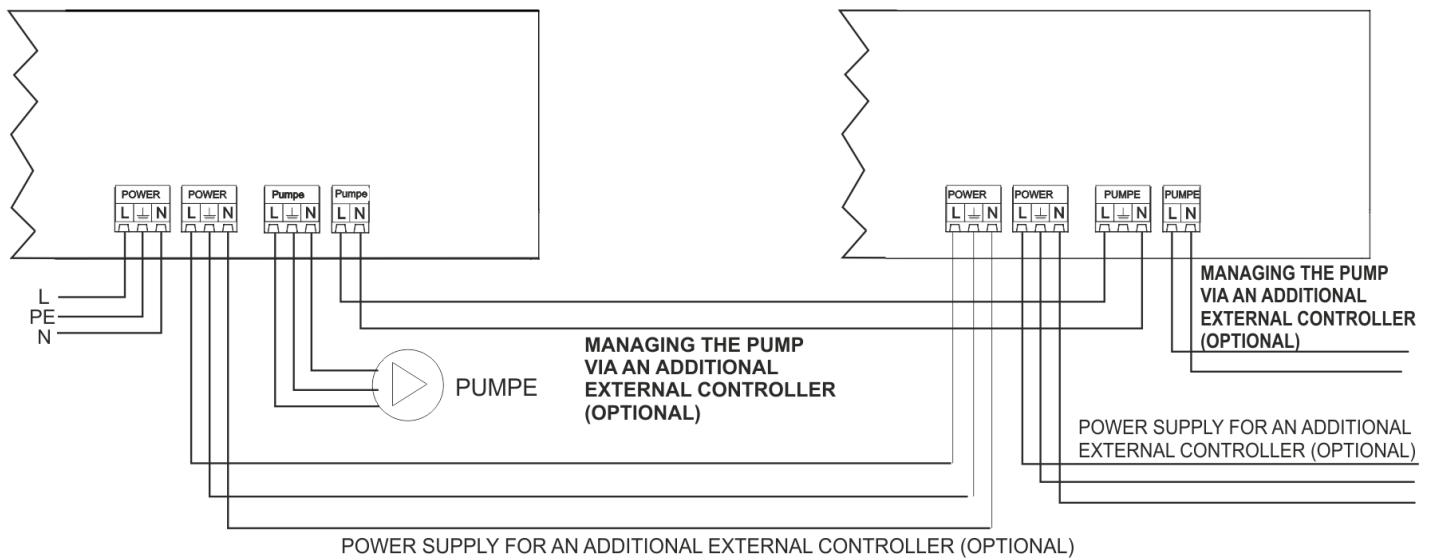


The wiring diagram above illustrates how the room temperature regulators and the actuators should be connected.

EU L-5 external controller may also provide power supply for another independent external controller which manages other valves.

The external controllers may be connected in such a way as to control one pump. The pump will be activated when any of the room temperature regulators signalises insufficient temperature.

The following wiring diagram illustrates how several external controllers should be connected.



Fuse

The regulator has a WT 6,3A tube fuse-link protecting the network.

Caution: Higher amperage fuse should not be used as it may damage the controller.

Maintenance


Before and during the heating season, the EU L-5 controller should be checked for condition of its cables. You should also check if the controller is properly mounted and clean it if dusty or dirty.

No.	Specification	Unit	
1	Power supply	V	230V +/-10% /50Hz
2	Max. power consumption	W	4
3	Operation temperature	°C	5÷50
4	Outputs 1-8 load	A	0,3
5	Pump output load	A	0,5
6	Potential-free contact max. output load	A	1
7	Fuse- link	A	6,3

Installation

Caution: The device should be installed by a qualified person! During installation the device **mustn't** be powered! (make sure the plug is disconnected from the power supply!)

Caution: Incorrect connection of the wires may damage the regulator!



TECH STEROWNIKI

Spółka z ograniczoną odpowiedzialnością Sp. k.

*Biała Droga 31
34-122 Wieprz*

SERWIS

**32-652 Bulowice,
Skotnica 120**

**Tel. +48 33 8759380, +48 33 3300018
+48 33 8751920, +48 33 8704700
Fax. +48 33 8454547**

serwis@techsterowniki.pl

Monday - Friday

7:00 - 16:00

Saturday

9:00 - 12:00